




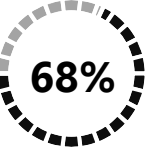
		<h1>TUMAINI JUNIOR</h1>				
<b>REGION: ARUSHA</b> <b>DISTRICT: KARATU</b>		<b>SCHOOL AVERAGE: 193.9</b>			<b>BAND</b>	<b>3</b>
					<b>CATEGORY</b>	<b>ABOVE 40</b>
<b>SUBJECT PERFORMANCE ANALYSIS</b>						
<b>SUBJECT NAME</b>		<b>AVG %</b>		<b>RNK</b>		
SCIENCE		42.3 85%		1		
KISWAHILI		41.1 82%		2		
ENGLISH		40.4 81%		3		
MATHEMATICS		36.2 72%		4		
SOCIAL STUDIES		33.9 68%		5		
<b>BOYS/GIRLS PASS RATE</b>		<b>STD</b>		<b>AVG %</b>		
BOYS		48		0.50 50%		
GIRLS		49		0.50 50%		



  

 <b>81%</b> <b>ENGLISH</b>		 <b>82%</b> <b>KISWAHILI</b>		 <b>72%</b> <b>MATHEMATICS</b>	
 <b>85%</b> <b>SCIENCE</b>		 <b>68%</b> <b>SOCIAL STUDIES</b>			

<b>GRADE ANALYSIS SUMMARY</b>						
<b>SUBJECT NAME/GRADE</b>		<b>A</b>	<b>B</b>	<b>C</b>	<b>D</b>	<b>E</b>
MATHEMATICS		38	36	16	7	0
KISWAHILI		62	35	0	0	0
ENGLISH		50	44	3	0	0
SCIENCE		67	27	3	0	0
SOCIAL STUDIES		6	69	21	1	0
<b>OVERALL GRADE ANALYSIS</b>		<b>NO.</b>	<b>SEATED</b>		<b>%</b>	
41- 45		33	97		34%	
30.5 - 40		60			62%	
20.5 - 30		4			4%	
10.5 - 20		0	0		0%	
0- 10		0			0%	

<b>BOYS VS GIRLS PASSRATE (%)</b>		
<b>BOYS</b>  <b>50%</b>	 <b>50%</b> <b>GIRLS</b>	
<b>OVERALL PERFORMANCE ANALYSIS</b>		
<b>REGISTERED</b>	<b>97</b>	<b>100%</b>
<b>SEATED</b>	<b>97</b>	<b>100%</b>
<b>ABSENTEES</b>	<b>0</b>	<b>0%</b>
<b>PASSED</b>	<b>97</b>	<b>100%</b>
<b>FAILED</b>	<b>0</b>	<b>0%</b>
<b>SCHOOL POSITION</b>		<b>21</b>
<b>TOTAL SCHOOLS</b>		<b>57</b>

INDEX	NAME	SEX	MATHEMATICS	KISWAHILI	ENGLISH	SCIENCE	SOCIAL STUDIES	TOTAL	AVERAGE	OVR GRADE	SCH POSITION	OVERALL POSITION					
1	JANETH JOHN MADANGI	F	48	A	46	A	44	A	50	A	38	B	226	45	A	1	525.5
2	ARNOLD MOSHA MOSHA	M	47	A	43	A	42	A	50	A	43	A	225	45	A	2	592
3	JOHNSON WILSON MAHENDE	M	47	A	46	A	41	A	48	A	42	A	224	45	A	4	671
4	JANETH MESHACK GURJALA	F	47	A	45	A	42	A	50	A	40	B	224	45	A	4	671
5	REBECCA JOSEPH HANDO	F	46	A	46	A	43	A	49	A	40	B	224	45	A	4	671
6	ANTONY JOHN GWANGWAI	M	46	A	42	A	44	A	50	A	41	A	223	45	A	7	745.5
7	MCNEVER ANDREW WILSON	M	47	A	45	A	39	B	50	A	42	A	223	45	A	7	745.5
8	HANNATH OMAR JUMA	F	44	A	45	A	44	A	48	A	42	A	223	45	A	7	745.5
9	DAVID EDWARD PETER	M	44	A	44	A	46	A	45	A	42	A	221	44	A	9	883.5
10	ALBAN RAPHAEL SHAO	M	46	A	45	A	46	A	46	A	37	B	220	44	A	11.5	952.5
11	BENSON BONIPHACE ABRAHAM	M	42	A	43	A	45	A	50	A	40	B	220	44	A	11.5	952.5
12	ELIZABETH JULIUS SINDANO	F	41	A	45	A	46	A	49	A	39	B	220	44	A	11.5	952.5
13	IRENE METHOD JOHN	F	42	A	43	A	47	A	49	A	39	B	220	44	A	11.5	952.5
14	DEOGRATIUS ERRO BURA	M	47	A	45	A	40	B	47	A	39	B	218	44	A	15	1088.5
15	SAULI KASTULI HAYSHI	M	47	A	44	A	40	B	48	A	39	B	218	44	A	15	1088.5
16	DIANA KIZITO THOMAS	F	48	A	43	A	41	A	48	A	38	B	218	44	A	15	1088.5
17	JACKSON ALFRED BURA	M	42	A	46	A	44	A	47	A	38	B	217	43	A	17.5	1155.5
18	BRANDER LUCAS COSMAS	F	46	A	41	A	43	A	47	A	40	B	217	43	A	17.5	1155.5
19	MAGRETH STEPHANO PANGA	F	48	A	44	A	43	A	47	A	34	B	216	43	A	19	1221
20	AMON SAIGILO MENGISENI	M	46	A	43	A	44	A	44	A	37	B	214	43	A	20.5	1357.5
21	FADHILI AMIRI MSUYA	M	42	A	44	A	43	A	48	A	37	B	214	43	A	20.5	1357.5
22	AGATHA AGUSTINO ZACHARIA	F	45	A	41	A	46	A	46	A	34	B	212	42	A	22	1494.5
23	ABELL BARAKA MNKENI	M	44	A	42	A	43	A	48	A	34	B	211	42	A	23	1562
24	FAHAD MUSSA MOHAMED	M	42	A	43	A	43	A	44	A	37	B	209	42	A	24.5	1707.5
25	MALCOM FRANCIS LELO	M	46	A	43	A	41	A	45	A	34	B	209	42	A	24.5	1707.5

INDEX	NAME	SEX	MATHEMATICS	KISWAHILI	ENGLISH	SCIENCE	SOCIAL STUDIES	TOTAL	AVERAGE	OVR GRADE	SCH POSITION	OVERALL POSITION					
26	ERICK EPIMARCK DANIEL	M	39	B	42	A	43	A	46	A	38	B	208	42	A	26.5	1771.5
27	CHRISTINA JOSEPH ELISAMIA	F	48	A	44	A	39	B	47	A	30	C	208	42	A	26.5	1771.5
28	MAXMILLIAN EMMANUEL	M	42	A	43	A	40	B	47	A	34	B	206	41	A	29	1909.5
29	FELISTER IDD HUSSEIN	F	36	B	43	A	44	A	46	A	37	B	206	41	A	29	1909.5
30	GLORY MARKO PANGA	F	42	A	42	A	43	A	44	A	35	B	206	41	A	29	1909.5
31	LAZARO ELINURU LAZARO	M	38	B	41	A	38	B	49	A	39	B	205	41	A	31	1973
32	OCASHA ABDULRAHMAN JUMA	M	40	B	42	A	41	A	43	A	37	B	203	41	A	32.5	2104.5
33	ELIZABETH ELPHAS MATRA	F	41	A	41	A	40	B	45	A	36	B	203	41	A	32.5	2104.5
34	JAMES JOSEPH LOHAY	M	36	B	40	B	44	A	47	A	35	B	202	40	B	35	2176.5
35	GILLIAN MENRADY SILVIN	F	45	A	41	A	35	B	43	A	38	B	202	40	B	35	2176.5
36	GLORY BENEDICT KIMARIO	F	45	A	41	A	40	B	43	A	33	B	202	40	B	35	2176.5
37	JESCA PHILIPO ELISAMIA	F	39	B	45	A	40	B	44	A	33	B	201	40	B	37	2242
38	EGRIBERTO ROBERT KIRIYO	M	40	B	38	B	38	B	45	A	39	B	200	40	B	39.5	2306
39	FREDRICK SAMUEL HUHO	M	42	A	43	A	39	B	41	A	35	B	200	40	B	39.5	2306
40	LOLECK EZEKIEL MAENDA	M	38	B	38	B	45	A	45	A	34	B	200	40	B	39.5	2306
41	LOVENESS AMOSS	F	34	B	42	A	42	A	45	A	37	B	200	40	B	39.5	2306
42	SAMWEL BALTAZARI TARIMO	M	41	A	37	B	42	A	44	A	35	B	199	40	B	42	2373
43	GLORY MICHAEL AKYOO	F	35	B	43	A	41	A	44	A	35	B	198	40	B	43	2436
44	ANTONY GILBERT	M	40	B	40	B	39	B	44	A	34	B	197	39	B	45	2496.5
45	BRYAN HIPPOLITUS SYPRIAN	M	30	C	40	B	42	A	48	A	37	B	197	39	B	45	2496.5
46	YECONIA YOTHAM YORAM	F	35	B	43	A	44	A	40	B	35	B	197	39	B	45	2496.5
47	JUVENILE PETER METELE	M	40	B	36	B	40	B	43	A	37	B	196	39	B	47	2555
48	ALBERT WILBROAD DAFFI	M	38	B	39	B	42	A	41	A	35	B	195	39	B	49	2614.5
49	DICKSON ERICK LUGELLAH	M	31	B	42	A	37	B	47	A	38	B	195	39	B	49	2614.5
50	EMMANUEL ALEX SILAS	M	30	C	45	A	45	A	41	A	34	B	195	39	B	49	2614.5

INDEX	NAME	SEX	MATHEMATICS	KISWAHILI	ENGLISH	SCIENCE	SOCIAL STUDIES	TOTAL	AVERAGE	OVR GRADE	SCH POSITION	OVERALL POSITION					
51	RODRIGO STANSLAUS SULUO	M	44	A	38	B	35	B	43	A	34	B	194	39	B	51	2672
52	IRENE ATHUMAN HUSEIN	F	39	B	43	A	41	A	37	B	33	B	193	39	B	52	2725
53	IRENE WALTER ARUSHU	F	31	B	39	B	45	A	42	A	35	B	192	38	B	53.5	2777.5
54	SUZAN GEORGE	F	30	C	42	A	43	A	42	A	35	B	192	38	B	53.5	2777.5
55	EMMANUEL PASKALI JOSEPH	M	35	B	38	B	43	A	42	A	33	B	191	38	B	56	2834
56	GLORY KASTULI SEBASTIAN	F	41	A	42	A	41	A	43	A	24	C	191	38	B	56	2834
57	PRISCA GODWIN JAKOBU	F	34	B	40	B	38	B	45	A	34	B	191	38	B	56	2834
58	PATRICK JACOB HARYA	M	44	A	44	A	37	B	37	B	28	C	190	38	B	59.5	2884
59	DORIS HERMAN BAYO	F	35	B	38	B	43	A	42	A	32	B	190	38	B	59.5	2884
60	EVALINE GODSON MUNGURE	F	28	C	43	A	40	B	45	A	34	B	190	38	B	59.5	2884
61	NANCY SOJA SEMALI	F	38	B	38	B	39	B	41	A	34	B	190	38	B	59.5	2884
62	EMANUEL PAULO SHAURI	M	43	A	41	A	32	B	36	B	37	B	189	38	B	62.5	2931.5
63	VICTOR REGINALD	M	38	B	41	A	38	B	44	A	28	C	189	38	B	62.5	2931.5
64	PATRICE TITUS HUHO	M	37	B	42	A	37	B	42	A	30	C	188	38	B	64	2987
65	DOMNICK JOSEPH ALOYCE	M	31	B	40	B	44	A	41	A	31	B	187	37	B	65	3046
66	INNOCENT WILLIAM SHAYO	M	38	B	43	A	40	B	32	B	33	B	186	37	B	67	3105.5
67	PAUL STEVEN ATHANAS	M	42	A	40	B	35	B	38	B	31	B	186	37	B	67	3105.5
68	IRENE DAVID YARROT	F	29	C	44	A	38	B	39	B	36	B	186	37	B	67	3105.5
69	ANNASTANZIA MESHACK AMMA	F	33	B	37	B	38	B	42	A	35	B	185	37	B	69.5	3166
70	MARY GABRIEL JOSEPH	F	34	B	41	A	40	B	37	B	33	B	185	37	B	69.5	3166
71	JOHNSON JOSEPHAT MASONG	M	33	B	36	B	42	A	35	B	38	B	184	37	B	71	3221
72	NAOMI EMANUEL NAKEI	F	31	B	41	A	43	A	39	B	29	C	183	37	B	72	3271
73	SILVIA DEOGRATIUS NYANGE	F	32	B	41	A	39	B	41	A	29	C	182	36	B	73	3323
74	LEA JOHNSON WILSON	F	34	B	35	B	39	B	42	A	31	B	181	36	B	74	3377
75	SABRA JUMA HAMISI	F	27	C	42	A	42	A	41	A	26	C	178	36	B	75	3513.5

INDEX	NAME	SEX	MATHEMATICS	KISWAHILI	ENGLISH	SCIENCE	SOCIAL STUDIES	TOTAL	AVERAGE	OVR GRADE	SCH POSITION	OVERALL POSITION					
76	ESTHER IBRAHIM	F	34	B	42	A	30	C	40	B	31	B	177	35	B	76	3558
77	AMINA RICHARD ELISAMIA	F	36	B	37	B	43	A	33	B	26	C	175	35	B	77.5	3651.5
78	EMILIANA JOSEPHAT ANANIA	F	33	B	41	A	38	B	36	B	27	C	175	35	B	77.5	3651.5
79	EMANUEL LANGAKWA	M	19	D	37	B	39	B	44	A	35	B	174	35	B	80	3698.5
80	JUNIOR JEREMIA	M	31	B	37	B	45	A	39	B	22	C	174	35	B	80	3698.5
81	RIZIKI SIMON MOLLEL	F	32	B	44	A	39	B	34	B	25	C	174	35	B	80	3698.5
82	DAUDI MOSES ELISAMIA	M	24	C	37	B	36	B	39	B	37	B	173	35	B	82	3744
83	ANNA ROGATHE VINCENT	F	26	C	36	B	42	A	37	B	31	B	172	34	B	83	3787
84	JESCA TIMON LEANDRY	F	23	C	40	B	38	B	38	B	30	C	169	34	B	84.5	3914.5
85	NATALIA CHARLES GALWAY	F	24	C	40	B	30	C	44	A	31	B	169	34	B	84.5	3914.5
86	JESCA JOHN KANIKI	F	29	C	37	B	37	B	40	B	25	C	168	34	B	86	3955
87	MARIA PATRICE THOMAS	F	21	C	43	A	42	A	32	B	27	C	165	33	B	87	4069.5
88	SAPHINA RICHARD BAALOW	F	19	D	38	B	38	B	40	B	29	C	164	33	B	88	4104.5
89	LIGHTNESS LOTHY MMASI	F	15	D	35	B	43	A	37	B	33	B	163	33	B	89	4145
90	ELIAS MELKIORY MICHAEL	M	22	C	41	A	39	B	30	C	30	C	162	32	B	91	4189
91	ELIYA PAULO GABRIEL	M	22	C	38	B	35	B	34	B	33	B	162	32	B	91	4189
92	ANNA SADIKI CHAGUGURA	F	30	C	37	B	37	B	37	B	21	C	162	32	B	91	4189
93	SHAMSIA ABDUL HAMIS	F	23	C	45	A	31	B	31	B	26	C	156	31	B	93	4392
94	IBRAHIM NASORO ISSAACK	M	20	D	34	B	37	B	32	B	29	C	152	30	C	94	4536
95	DOMNICK ANDREW ALOYCE	M	19	D	37	B	30	C	27	C	37	B	150	30	C	95	4600.5
96	BRYSON JORAM AMSI	M	18	D	37	B	31	B	33	B	27	C	146	29	C	96.5	4721.5
97	JUDITH JONATHAN KABENDERA	F	19	D	38	B	39	B	30	C	20	D	146	29	C	96.5	4721.5